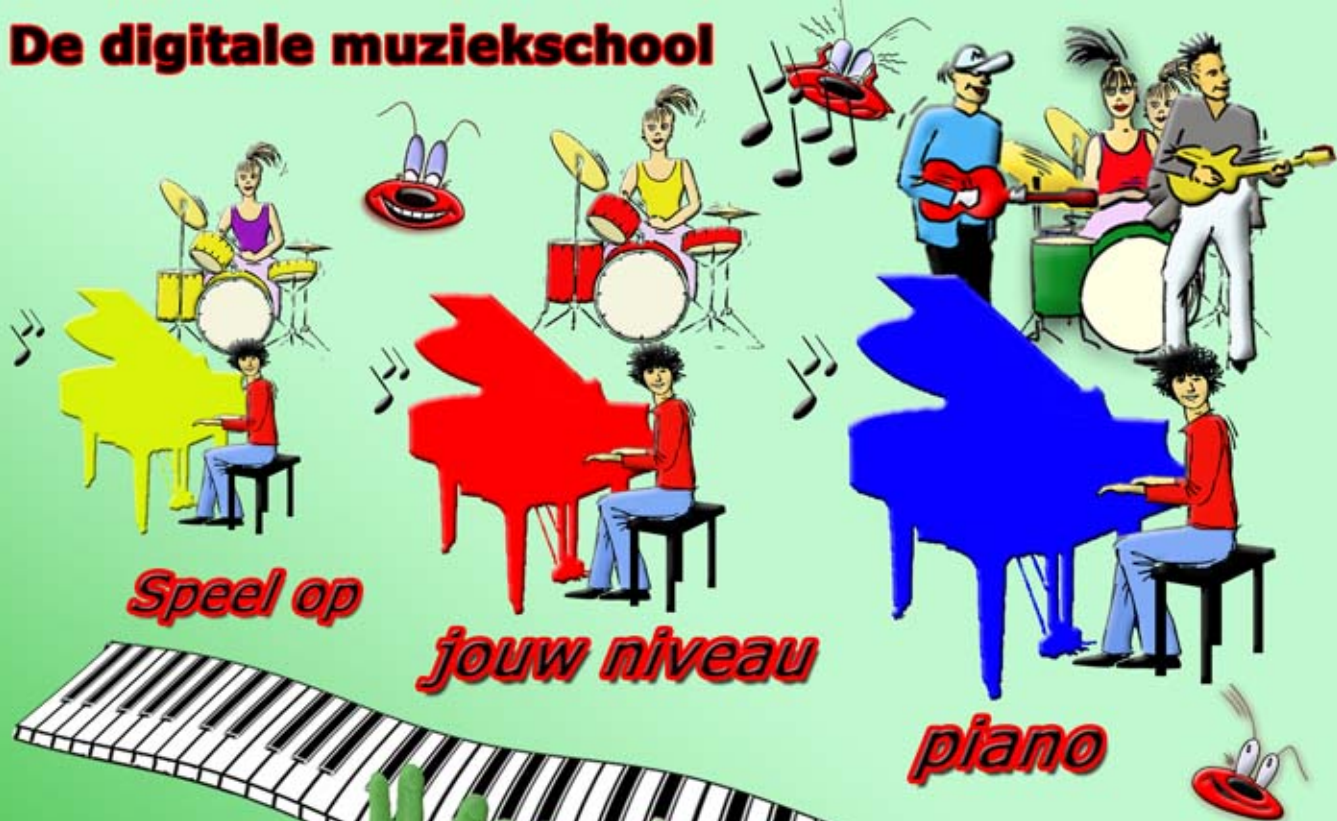


# De digitale muziekschool



*Speel op*

*jouw niveau*

*piano*

*Bladmuziek*

*Gearrangeerd door Peter Peters*

*Graad A A niveau 0 tot 3 jaar les*

*Bekende liedjes + speelwijze*

*Muziekstuk Aantal bladzijden*

*Mieke heeft een lammetje 1*

*Can-Can 1*

*Eerste Boogie 1*

*Big Ben 1*

*Maanliedje 1*

*Kum-bah-yah 1*

*Kleine ster 1*

*Jingle Bells Boogie 1*

*Hoedendans 1*

*Vader Jacop 1*

*Siciliana Bach 1*

*Old MacDonalld 1*

*Ode an die Freude Beethoven 1*

*Morning Mood Grieg 1*

# Mieke heeft een lammetje



**Allegro (snel tempo)**

**Arr.: Peter Peters**

Musical notation for the first system, 4/4 time signature, *f* dynamic. Includes fingerings: 3, 5, 3, 1, 5, 1, 4, 5.

Musical notation for the second system, 4/4 time signature. Includes fingerings: 3, 5, 2, 2.

= 140

## Speelwijze



Play order diagram for the first system. Treble clef: *f* dynamic. Bass clef: Fingerings 5, 3, 1, 5, 4, 5. Bars are color-coded: red for notes, blue for rests, green for whole notes, yellow for whole rests.

Play order diagram for the second system. Treble clef: Fingerings 3, 2, 1, 2, 3. Bass clef: Fingerings 5, 2, 1, 2, 3, 5. Bars are color-coded: red for notes, blue for rests, green for whole notes, yellow for whole rests.

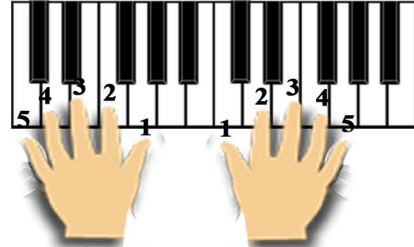
**graad A**





# Can-Can

Jacques Offenbach



Allegro (snel tempo)

Arr.: Peter Peters

1 3<sup>e</sup> x Fine 2 4 5 [4]

LH

— = 140 3<sup>e</sup> x Fine **Speelwijze**

3<sup>e</sup> x Fine

LH nog een keer spelen

door het aanzetten van dezelfde tonen krijg je pauzes tussen deze tonen zie voorbeeld

graad A





# Eerste Boogie



**Allegro**

**Peter Peters**

5 3


5



**140**

**Speelwijze**

**herhalen** ←



**graad A**



# Big Ben

Klok van de toren van het parlamentsgebouw in London



Andante (rustig tempo)

Arr.: Peter Peters

Musical notation for the first system, featuring a treble and bass clef in 3/4 time. The treble clef has a forte (*f*) dynamic and a triplet of eighth notes (fingerings 3, 1, 2) followed by a half note. The bass clef has a half note. A first ending bracket spans the first two measures.

1

Musical notation for the second system. The treble clef has a forte (*f*) dynamic, a half note, a mezzo-forte (*mf*) dynamic, and a piano (*p*) dynamic. The bass clef has a triplet of eighth notes (fingerings 3, 1, 2) followed by a half note. A first ending bracket spans the last two measures.

Pedaal rechts (sustainpedaal) ingedrukt houden

## Speelwijze

Diagram showing fingerings and dynamics for the first system. Red bars indicate fingerings: 3, 1, 2 in the treble clef. A red bar indicates a forte (*f*) dynamic. A green bar indicates a mezzo-forte (*mf*) dynamic. A red bar indicates a piano (*p*) dynamic. A green bar indicates a first ending. A red bar indicates a repeat sign. The text "= 100" and "herhalen" with an arrow are also present.



niet te sterk spelen

Diagram showing fingerings and dynamics for the second system. A green bar indicates a first ending. A red bar indicates a forte (*f*) dynamic. A green bar indicates a mezzo-forte (*mf*) dynamic. A red bar indicates a piano (*p*) dynamic. A green bar indicates a first ending.



graad A





# Maanliedje



Moderato (matig tempo)

Arr.: Peter Peters

1 2 3 2

First system of musical notation (4/4 time, *f* dynamic). The right hand plays a melody of quarter notes: C4, D4, E4, F4, G4, A4, B4, C5. The left hand plays a bass line of half notes: C3, E2, G2, A2, B2, C3. Fingerings are indicated: 5 3 1 2 for the left hand.

1

Second system of musical notation (4/4 time, *f* dynamic). The right hand continues the melody: C4, D4, E4, F4, G4, A4, B4, C5. The left hand continues the bass line: C3, E2, G2, A2, B2, C3. Fingering 5 is shown for the first note of the left hand.



## Speelwijze

= 110

First system of the 'Speelwijze' section. It shows rhythmic patterns for the right and left hands. Red bars represent quarter notes (110), blue bars represent half notes, and green bars represent whole notes. Fingerings 1, 2, 3, 2, 1, 3 are shown for the right hand. Fingerings 5, 3, 1, 2 are shown for the left hand.

Second system of the 'Speelwijze' section, continuing the rhythmic patterns with red, blue, and yellow bars.

graad A



# Kum-bah-yah

Andante (rustig tempo)

Arr.: Peter Peters



mf



= 100

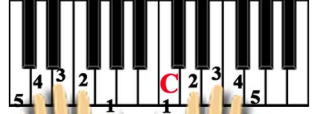
## Speelwijze begin

mf

petgraad.nl digitale muziekschool.nl



# Kleine ster



**Allegro (snel tempo)**

Arr.: Peter Peters

Fine

1 5 (4) 5 4 3 (4) 3 2 Fine

5 3 2 1 3

DC al fine

5 5

1 1

portato  
los en breed spelen



## Speelwijze

■ = 130

einde

f

vooraan herhalen tot einde

door het aanzetten van dezelfde tonen krijg je pauzes tussen deze tonen zie voorbeeld

graad A





# Jingle Bells Boogie

**Allegro**



Arr.: Peter Peters

Musical notation for the first system, measures 1-4. Treble clef, 4/4 time. Bass clef, 4/4 time. Dynamics: *f*. Fingerings: 3, 3 5 1 2 3, 5 2 1 2.

Musical notation for the second system, measures 5-8. Treble clef, 4/4 time. Bass clef, 4/4 time. Fingerings: 4, 4 3, 3 2, 5, 1 2 3 4.

Musical notation for the third system, measures 9-12. Treble clef, 4/4 time. Bass clef, 4/4 time. Fingering: 5.

Musical notation for the fourth system, measures 13-16. Treble clef, 4/4 time. Bass clef, 4/4 time. Dynamics: *rit.*. Fingerings: 4, 5, 1 5, 1 5, 1 5.

 = 150

## Speelwijze begin

Musical notation for the fifth system, measures 1-4. Treble clef, 4/4 time. Bass clef, 4/4 time. Dynamics: *f*. Fingerings: 3, 3 5, 3 5, 1 2 3. Includes colored bars: red, blue, yellow, green.



# Hoedendans



Moderato (matig tempo)

Arr.: Peter Peters

2 5

*f*

1 4

The first system of the musical score consists of two staves. The treble clef staff has a 3/4 time signature. The first measure has a whole rest. The second measure has a quarter note G4. The third measure has a quarter note A4. The fourth measure has a quarter note B4. The fifth measure has a quarter note C5. The sixth measure has a quarter note B4. The seventh measure has a quarter note A4. The eighth measure has a quarter note G4. The bass clef staff has a 3/4 time signature. The first measure has a quarter note C3. The second measure has a quarter note D3. The third measure has a quarter note E3. The fourth measure has a quarter note F3. The fifth measure has a quarter note G3. The sixth measure has a quarter note A3. The seventh measure has a quarter note B3. The eighth measure has a quarter note C4.

1 3 4

2

The second system of the musical score consists of two staves. The treble clef staff has a 3/4 time signature. The first measure has a whole rest. The second measure has a quarter note G4. The third measure has a quarter note A4. The fourth measure has a quarter note B4. The fifth measure has a quarter note C5. The sixth measure has a quarter note B4. The seventh measure has a quarter note A4. The eighth measure has a quarter note G4. The bass clef staff has a 3/4 time signature. The first measure has a quarter note C3. The second measure has a quarter note D3. The third measure has a quarter note E3. The fourth measure has a quarter note F3. The fifth measure has a quarter note G3. The sixth measure has a quarter note A3. The seventh measure has a quarter note B3. The eighth measure has a quarter note C4.

## Speelwijze

= 110



*f*

The diagram shows the fingerings for the first system of the musical score. Red bars indicate the duration of each finger. The treble clef staff has a 3/4 time signature. The first measure has a whole rest. The second measure has a quarter note G4 with finger 2. The third measure has a quarter note A4 with finger 4. The fourth measure has a quarter note B4 with finger 5. The fifth measure has a quarter note C5 with finger 4. The bass clef staff has a 3/4 time signature. The first measure has a quarter note C3 with finger 1. The second measure has a quarter note D3 with finger 1. The third measure has a quarter note E3 with finger 1. The fourth measure has a quarter note F3 with finger 1. The fifth measure has a quarter note G3 with finger 1. The sixth measure has a quarter note A3 with finger 1. The seventh measure has a quarter note B3 with finger 1. The eighth measure has a quarter note C4 with finger 1.

nog een keer spelen

The diagram shows the fingerings for the second system of the musical score. Red bars indicate the duration of each finger. The treble clef staff has a 3/4 time signature. The first measure has a whole rest. The second measure has a quarter note G4 with finger 1. The third measure has a quarter note A4 with finger 3. The fourth measure has a quarter note B4 with finger 4. The bass clef staff has a 3/4 time signature. The first measure has a quarter note C3 with finger 2. The second measure has a quarter note D3 with finger 2. The third measure has a quarter note E3 with finger 2. The fourth measure has a quarter note F3 with finger 2. The fifth measure has a quarter note G3 with finger 2. The sixth measure has a quarter note A3 with finger 2. The seventh measure has a quarter note B3 with finger 2. The eighth measure has a quarter note C4 with finger 2.



graad A



# Vader Jacob



Moderato (matig tempo)

Arr.: Peter Peters

1 3

Org. 5 3 1

■ = 110

Speelwijze

nog een keer spelen

door het aanzetten van dezelfde tonen krijg je pauzes tussen deze tonen zie voorbeeld

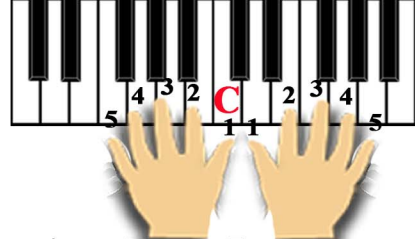
graad A





# Siciliana

Johann Sebastian Bach



Moderato (matig tempo)

Arr.: Peter Peters

2 3 2 5 3 1

*p*


1 3 3 2

1 2 1 4 2 1

1 5 2 3

■ = 110

Spelwijze



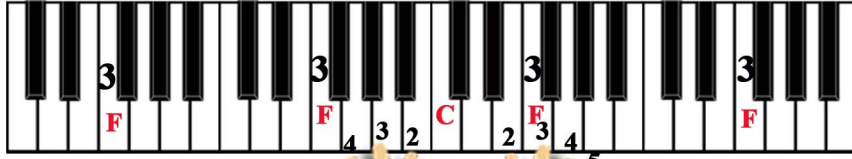
nog een keer spelen

door het aanzetten van dezelfde tonen krijg je pauzes tussen deze tonen zie voorbeeld

graad A



# Old MacDonald



LH

RH



Allegro (snel tempo)

Arr.: Peter Peters

Fine

DC al Fine

■ = 140

Speelwijze

herhalen ←

eerste regel herhalen ←

LH

door het aanzetten van dezelfde tonen krijg je pauzes tussen deze tonen zie voorbeeld


graad A



# Ode an die Freude

Ludwig van Beethoven

1770- 1827



Moderato (Matig tempo)



Arr.: Peter Peters

3 3 4 5

*f*

5 4 3 2 1

3 2 1

5 1 5

■ = 110

## Speelwijze

*f*

door het aanzetten van dezelfde tonen krijg je pauzes tussen deze tonen zie voorbeeld  
graad A





# Morning Mood

Edvard Grieg



Moderato (matig tempo)


Arr.: Peter Peters

4 2 1 1 2 4

4 5 2 4

■ = 110

Speelwijze



nog een keer spelen

door het aanzetten van dezelfde tonen krijg je pauzes tussen deze tonen zie voorbeeld

graad A

